

Citizen's **FINANCIAL REPORT**


FISCAL YEAR 2022




Where Georgia comes together.

Where *Georgia* Comes Together

An *award-winning* community...



 **Randall Walker**
Mayor

WELCOME TO WHERE GEORGIA COMES TOGETHER

The City of Perry is committed to the values that make our community unique and successful - transparency, accountability, integrity, respect & trust, and compassion.

Each year, the City publishes the "Citizen's Financial Report" to ensure the taxpayers and stakeholders of Perry know how and where their money is spent each fiscal year.

Perry continues to maintain an organized reputation for openness, honesty, and integrity. We shall demonstrate the highest standards of personal integrity and honesty in our public activities to inspire confidence and trust in our government.

A digital copy of this publication is located at
perry-ga.gov/mayor.



WHAT'S INSIDE

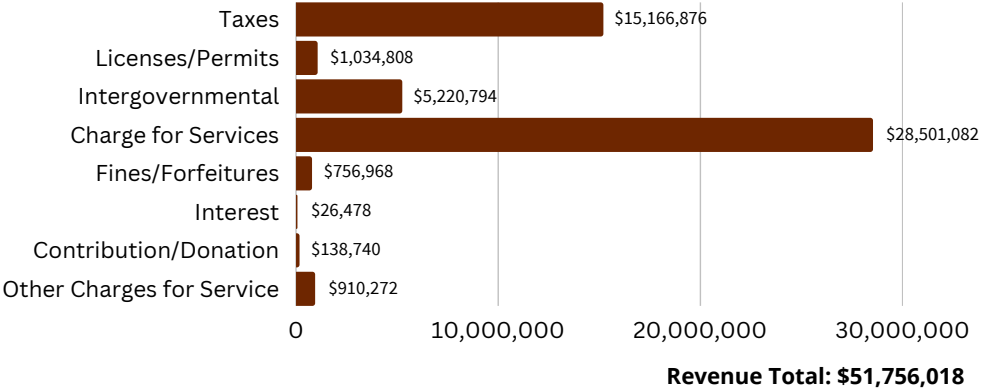
Funds	2
General Government	3
Perry Police Department	5
Perry Fire & Emergency Services	5
Public Works	7
Utilities/Water & Wastewater	9
Utilities/Natural Gas	10
Leisure Services	11
Community Development	12
Economic Development	14
Community Improvements	15
Stay In Touch	17

Where *Georgia*
Comes Together

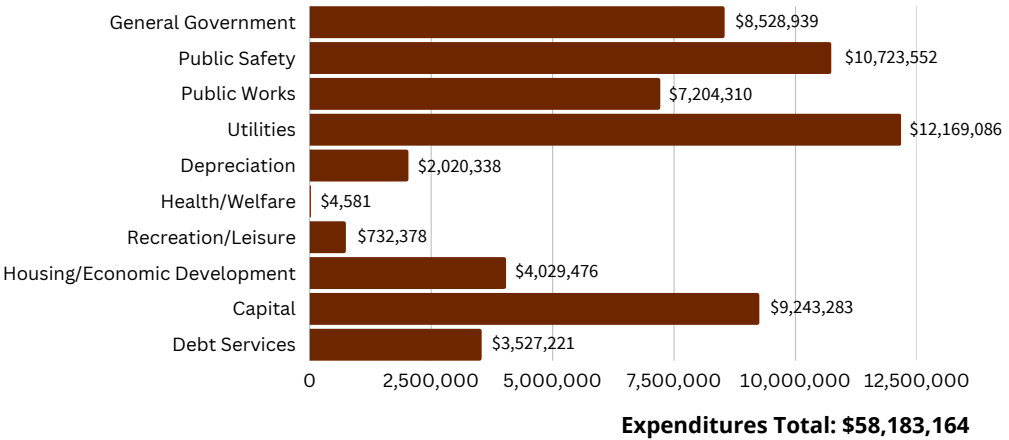


FUNDS

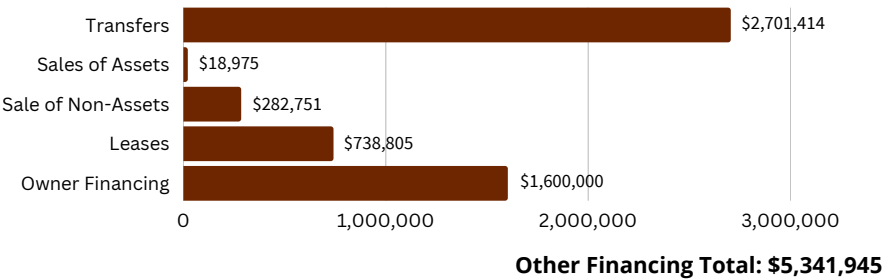
Revenue



Expenditures



Other Financing



\$1,085,201

USE OF RESERVES

\$16,289,660

FUNDS BALANCE FY2021

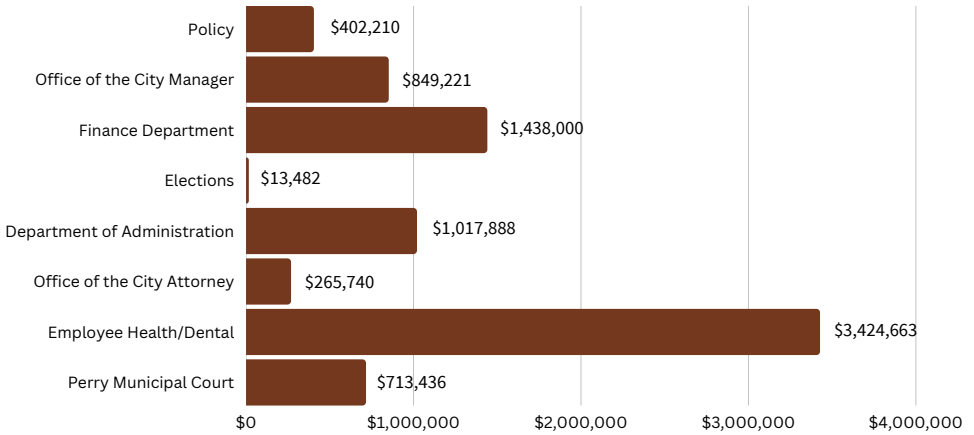
\$15,336,660

FUNDS BALANCE FY2022



GENERAL GOVERNMENT

Supporting an open, accessible government that provides a communication link between the citizens and the local governing body.



General Government Total: \$8,124,640

	Fiscal Year 2021	Fiscal Year 2022
Service Population	21,923	23,167
Percent of Growth	6.68%	5.67%
Council Meetings	24	24
Work Sessions	18	14
Special Meetings	1	5
Pages of Minutes	286	287

GENERAL GOVERNMENT

PERFORMANCE MEASURES

Employee Positions	Fiscal Year 2021	Fiscal Year 2022
Full Time	174	187
Part Time	22	11
Seasonal	12	13

Licenses	Fiscal Year 2021	Fiscal Year 2022
Alcoholic Beverage	52	52
Business	773	751

Billing	Fiscal Year 2021	Fiscal Year 2022
Water	24,195	26,432
Gas	2,256	2,305
Fire Fee	7,694	8,232
Stormwater	7,429	8,136
Solid Waste	7,209	8,960

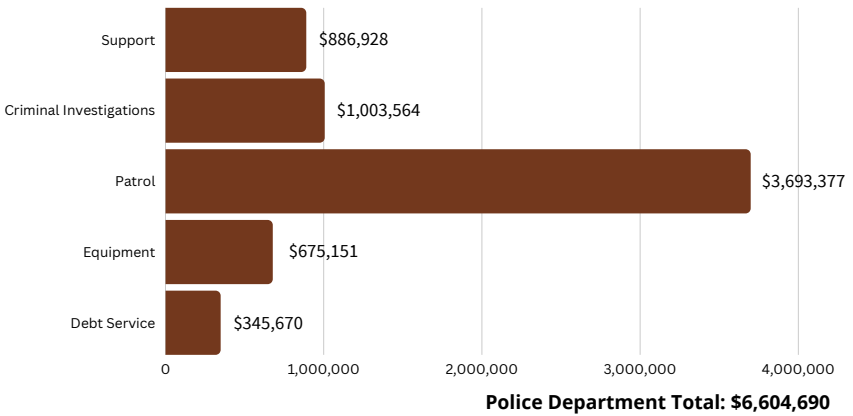
Municipal Court	Fiscal Year 2021	Fiscal Year 2022
New Cases	996	2,111
Prosecution Cases	766	1,558
Indigent Defense	44	24
Interpreter Cases	6	6





PERRY POLICE DEPARTMENT

Providing quality service in partnership with our community.

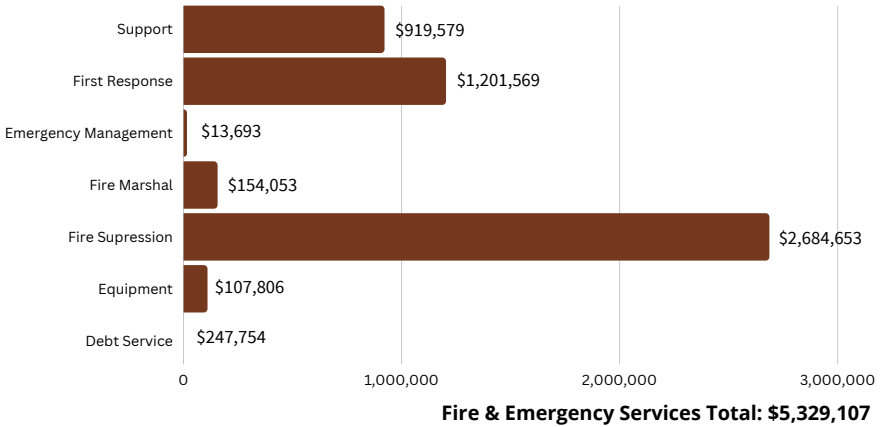


PERFORMANCE MEASURES

	Fiscal Year 2021	Fiscal Year 2022
Assaults	200	241
Burglaries	34	48
Homicides	1	2
Rapes	2	1
Arrests	471	738
Family Violence	397	206
Accidents	625	414
Calls for Service	26,754	30,690
Motor Vehicle Theft	25	19



Providing the highest level of service to our community.



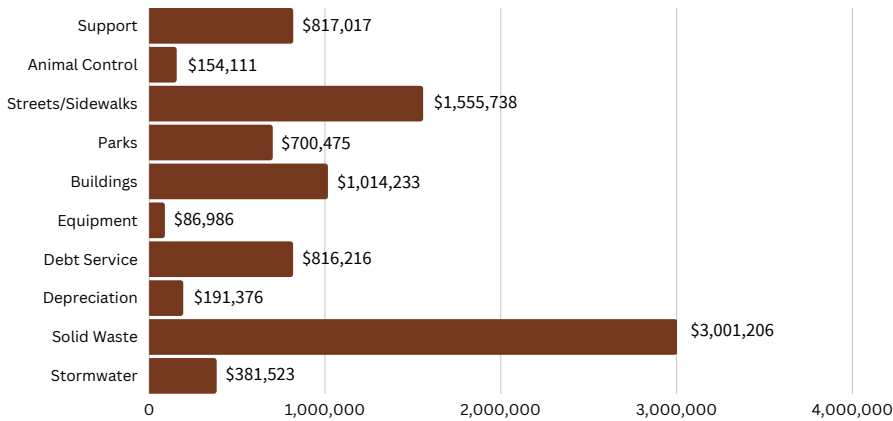
PERFORMANCE MEASURES

	Fiscal Year 2021	Fiscal Year 2022
EMS Calls	1,465	1,686
Fire Calls	92	91
False Alarms	211	265
Inspections	257	287
Plan Review	170	131



DEPARTMENT OF PUBLIC WORKS

Providing safe, prompt, and reliable service to the residents and businesses of Perry.



Department of Public Works Total: \$8,718,881


PERFORMANCE MEASURES

Parks	Fiscal Year 2021	Fiscal Year 2022
Cemeteries	2	2
Destination Parks	2	2
Passive Parks	6	6
Pocket Parks	13	15

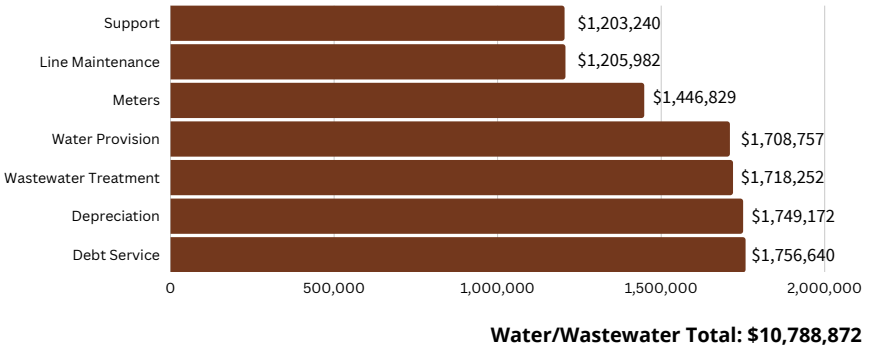
PERFORMANCE MEASURES (CONTINUED)

	Fiscal Year 2021	Fiscal Year 2022
Animals Picked Up	447	527
Miles of Streets	168	168
Street Lights	2,418	2,433
Pothole Repairs	35	33
Sign Repairs	47	29
Utility Repairs	48	29
Delivered Totters	1,392	799
Stormwater Repairs	94	43
Tons of Yard Debris	2,875	1,267
Trail Miles	1.45	1.45
Building Square Footage	116,110	128,698
Streets Resurfaced (miles)	1.30	3.14





Water/Wastewater



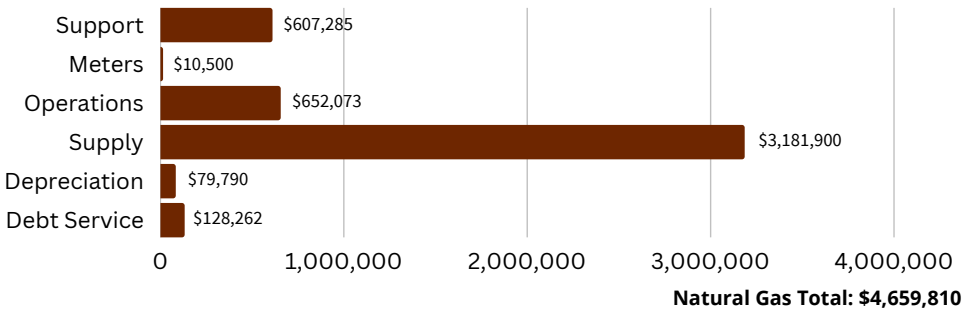
PERFORMANCE MEASURES

	Fiscal Year 2021	Fiscal Year 2022
Water Mains (miles)	166.56	168.17
Sewer Mains (miles)	126.55	127.90
Water Consumption (units billed)	8,181,232	8,286,053
Wastewater Treatment (units billed)	5,275,489	5,662,698
Water Pumped (avg. MGD)	1.35	1.99
Water Pumped (max MGD)	3.24	3.04
Waterwater Treated (MGD)	2.79	2.70
Water Service Connections	12,501	13,297

PERFORMANCE MEASURES (CONTINUED)

	Fiscal Year 2021	Fiscal Year 2022
Wastewater Service Connections	7,703	8,154
Water Service Calls	325	380
Water Meter Requests	949	1,281
Sewer Service Calls	121	156
Line Locators	12,331	14,563

Natural Gas



PERFORMANCE MEASURES

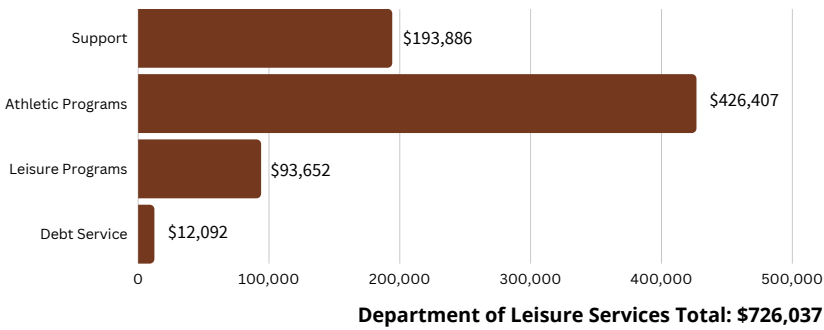
	Fiscal Year 2021	Fiscal Year 2022
Gas Mains (Miles)	87	87
Service Connections	2,637	2,543
Preventive Maintenance	2.637	1.851

Product Use	Fiscal Year 2021	Fiscal Year 2022
Firm (DTH)	330,590	550,251
Interruptible (DTH)	160,775	463,935
Jointly Owned Natural Gas (DTH)	479,369	4,222
Average Consumption (MCF)	1.188	1.146



DEPARTMENT OF LEISURE SERVICES

Providing opportunities to enhance physical, social, and emotional well-being



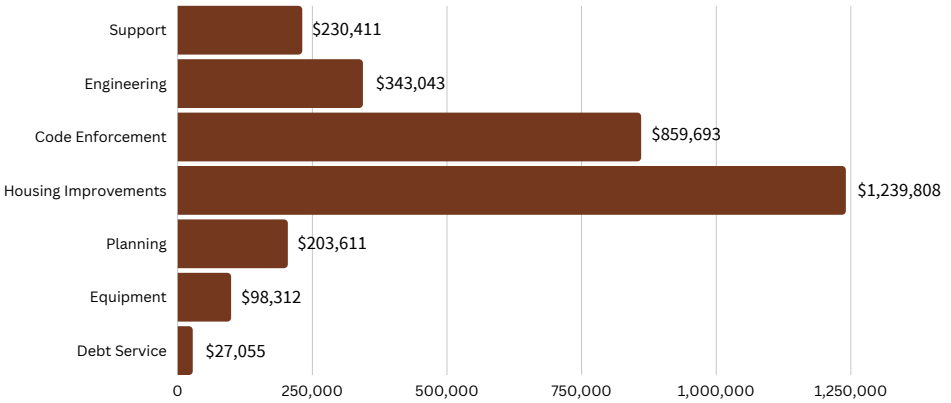
ATHLETIC PARTICIPANTS

Youth	Fiscal Year 2021	Fiscal Year 2022
Football	49	182
Basketball	240	272
T-Ball	132	208
Spring Soccer	180	363
Fall Soccer	120	264
Baseball/Softball	-	103
Cheerleading	49	85
Non-City Participant Average	44.41%	49.20%



DEPARTMENT OF COMMUNITY DEVELOPMENT

Planning for the long-term sustainability of our community.



Department of Community Development Total: \$3,001,933

PERFORMANCE MEASURES

Annexations	Fiscal Year 2021	Fiscal Year 2022
Number	1	8
Acreage	28.26	935.13

New Construction	Fiscal Year 2021	Fiscal Year 2022
Residential	517	449
Commercial	10	15

PERFORMANCE MEASURES (CONTINUED)

	Fiscal Year 2021	Fiscal Year 2022
Certificate of Occupancy	425	485
Rezoning Petitions	24	17
Final Plats (approved)	9	10
Code Court Citations	18	1
Code Violation Inspections	936	1,173

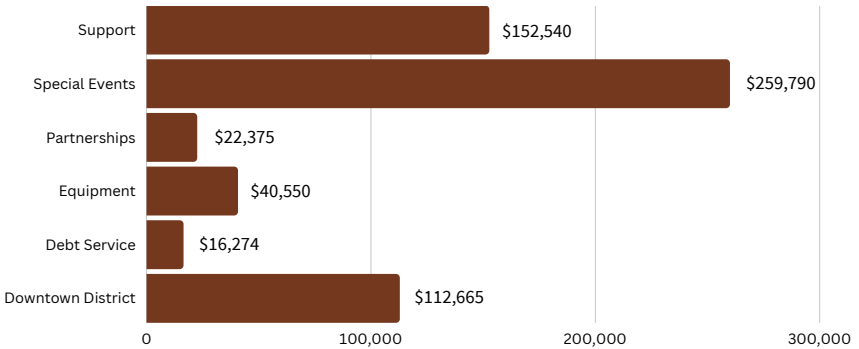
Blight Removal Sites	Fiscal Year 2021	Fiscal Year 2022
Residential	0	7
Commercial	0	3
Neighborhood Sweeps	3	7





DEPARTMENT OF ECONOMIC DEVELOPMENT

We are pro-business and committed to economic development and growth in Perry.



Department of Economic Development Total: \$604,194

PERFORMANCE MEASURES

	Fiscal Year 2021	Fiscal Year 2022
Special Events	12	16
Rural Zone Certifications	17	12
Development Loans	12	3
Development Grants	2	1
Site Location Assistance	95	87
Business Visits	152	179

COMMUNITY IMPROVEMENTS

Parks	\$386,083
Water/Sewer	\$3,563,924
Buildings	\$1,850,267
Streets/Sidewalks	\$517,914
Facilities	\$883,972

Community Improvements Total: \$7,202,160

PARKS

Rozar Park	Andrew Heights Park
Creekwood Park	Creekwood Park Entrance Drive
Greenspace	Crossroads Park
Pine Needle Park	Hafley Park
Sam Nunn Entrance	Grand Reserve Park
A.D. Redmond Park	Heritage Oaks Park

BUILDINGS

New City Hall	Perry Events Center
Worrall Center	Planning, Engineering, & Building Services
Public Safety Building	

WATER/SEWER

Project Birdcage	Perry Parkway Life Station
Line Extensions	Houston Lake Road Widening
Line Improvements	Airport Road Bocater Pump
Frank Satterfield Wastewater Plant	Lemley Lift Station
Thompson Road Sewer	Georgia Avenue Water
Planters Ridge Master Meters	East Perry Sewer Lines
Water/Sewer Planning	Thompson Road Water/Sewer
Perry Branch Sewer	Bear Branch Sewer
East Perry Wastewater Facility	

STREETS/SIDEWALKS

Downtown Alley	Commodore Drive Extension
St. Patrick's Drive Extension	Hampton Court Sidewalk
Resurfacing Streets	South Main Street Relocation
Tucker Road Culvert	Jernigan Street Extension
Sidewalk Engineering	

FACILITIES

Solid Waste Transfer Station	Downtown Parking Lots
Langston Road Stormwater Retention Pond	Houston Lake Road Gas Main Relocation

CITY SPONSORED EVENTS

Food Truck Fridays	Perry Presents
Yoga in the Park	Downtown Disco
Perry International Festival	Fall Film Series
Perry Christmas Parade	Juneteenth
The Buzzard Drop	Open Streets
Red, White, and Blues	Art in the Park
Cat Yoga	Creekwood Splash & Bash
Treats on the Trail	Oktoberfest
Gravity Grand Prix	Perry Trash Dash
Community Health & Housing Fair	Special Needs Egg Hunt
Perry Water Battle	



STAY in touch!

The City of Perry is proud to offer a variety of ways you can stay in touch with us!

There are several ways to receive relevant and timely information from your local government.

How we communicate:

Point your phone's camera here for more info!



PERRY POINTS

Text message service to ask questions, submit work requests, send a message to staff, and sign up for text alert notifications.

BEST FOR

Those who like information sent directly to their mobile phone or frequently use text to communicate.



PERRY PREVIEW

Monthly newsletter sent to your email. Includes occasional e-blasts with information about a particular subject or event.

BEST FOR

Those who like to receive non-urgent information in their email once a month.



SOCIAL MEDIA

The City of Perry is on Facebook, Instagram, and LinkedIn. Find the links in the QR code above.

BEST FOR

Those who use social media for news and to connect with others.



INSIDE PERRY PODCAST

Get an inside look at Perry, Georgia's local government. Episodes are short and cover topics you want to know about.

BEST FOR

Those interested in a casual conversation about Perry's latest happenings and topics.

The Communications Office also facilitates Perry University & the Perry Youth Advisory Council. Visit perry-ga.gov/communications for more information.





Where Georgia comes together.

www.perry-ga.gov